

**INTELLIGENT HOME SECURITY SYSTEM USING RASPBERRY PI**

Chintaparathi Mounish Reddy
Student,CSE
REVA University
Banglore,India
mounish.chintaparathi@gmail.com

B V Naveen
Student,CSE
REVA University
Banglore,India
nnaveenveerapur@gmail.com

Kanama Bharath Prakash Reddy
Student,CSE
REVA University
Banglore,India
Bharathprakashreddy4444@gmail.com

Bangarugari Venkata Sai
Student,CSE
REVA University
Banglore,India
Bangarugari.venkatasai@gmail.com

Prof.Priyadarshini R
Assistant Professor,CSE
REVA University
Banglore,India
nnaveenveerapur@gmail.com

Abstract: In this paper we are going to deal with the surveillance and security system using raspberry pi. We are using VGG face algorithm to process and extract the features in the image that help for facial recognition. We also make use of different type of sensors for creating a security system that will send alerts to the email.

Keywords: Internet Of Things (IOT), Raspberry Pi-4, VGG Face, PIR Sensor.

I. INTRODUCTION

Internet Of things is one of the concepts which got people attention all over the world. It is the one which connects the things to the Internet. In today's world we are living in a society where every device has become so smart. There are so many smart devices that are providing home security. Most of the devices lacks the accuracy and efficiency. They are much expensive that makes them unavailable for most of the people. In this paper we are going to develop the system which provides security to our home using Raspberry Pi, Pi Camera, PIR Sensor, Ultrasonic Sensor, Temperature Sensor.

In this paper we will discuss about two modes. In mode-1, If any person is present Infront of the camera it will capture the image and process the image using VGG algorithm and matches the image with the stored image in the database. If the image is present in the database the door will be opened else an alert will be sent to the owner of the house.

In mode-2, the PIR Sensor detects the motion of the Person. If any suspicious movement is detected then the image of the person will be sent to the owner through email.

We are making use of Raspberry Pi-4 which can perform millions of operations per second and has all the components integrated instead of buying them and integrating them

separately which will increase the production cost. It also has the support to Latest Wi-Fi and Bluetooth Modules which is compatible with most of the devices.

II. LITERATURE SURVEY

Ahmad [1] in 2020 propose a surveillance system using Raspberry Pi based on the user needs.

They have a designed a system that particularly focuses on capturing and detecting the motion of the object Infront of the camera. They have not taken care of other aspects of home security.

Ashwin Pawar [2] in 2019 proposed a home security system using Raspberry Pi-3 and some sensors such as Flame and PIR Sensor.

They are using a Raspberry Pi-3 that lack efficiency compared to new model. They are not detecting the motion of object.

Shakthi Murugan [3] in 2018 proposed a security system using Raspberry Pi-3 and Open CV.

Rani [4] 2018 proposed a system that captures an image and send it through Gmail.

In the previous papers they are focusing only on one of the aspects of home security. They are using devices that cannot process large number of operations. The capabilities of the camera have been drastically changed in the past two years. The cameras and the algorithms that are utilized in the

previous projects are not compatible with the modern-day devices.

All the above papers have been focused on either the surveillance or security of the system. This project focuses on both the security and surveillance of the home. It makes use of Raspberry Pi-4 and VGG algorithm that is trained on different facial expressions to improve the accuracy of the system. The cost of the system design will be affordable to all classes of people.

The existing system does not have latest inbuilt Wi-Fi module or Bluetooth module. They will not be able to cope up the capacity of the devices. They are not focusing on accuracy of the face recognition. They simply send an email to the owner every time a person stands Infront of the camera. This results in wastage of storage and processing capacity of the device.

With the advancement in AI and ML, the technologies used in the existing system lags behind the current technologies. They have not focused on the movement of the people standing Infront of door.



Fig-2:Raspberry Pi-4

III. SYSTEM ARCHITECTURE

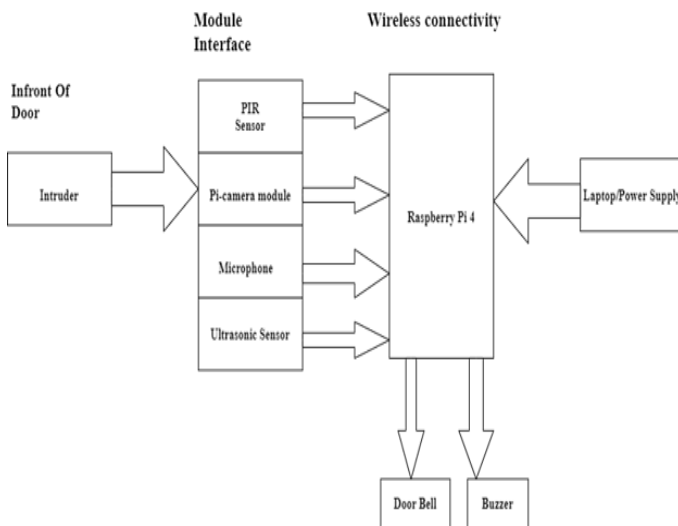


Fig-1: Architecture diagram of the proposed system

In this system architecture diagram, we are displaying a system that is implemented in this project. All the modules are connected to the Raspberry Pi through the GPIO[General Purpose Input Output] pins. Here The architecture diagram includes, PIR[Passive Infra Red] sensor, Ultrasonic Sensor, Microphone to capture the noise, Pi-Camera to capture the image and Raspberry Pi that process the image captured using VGG[Visual Geometric Group] face algorithm. It sends alerts to the owner through the Wi-Fi and Bluetooth modules that are inbuilt in the Raspberry Pi.

In this paper we are using the latest version of Raspberry Pi which is Raspberry Pi-4 model-B which performs millions of operations per second. It also improves the performance. It has support to the latest Wi-Fi and Bluetooth technologies which will be helpful in connecting to all types of devices. The advantage of using this model is that it can connect to Two 4k monitors at a time and it is power efficient too.

In this paper we are developing a system that is affordable and accurate with the results. In this project we are developing a security system using the latest version of Raspberry Pi [Raspberry Pi-4] model-B. The reason to choose Raspberry Pi is that in Arduino you do not have all the components integrated with each other. It also processes the request faster than every other available device. It also has got the support to the latest Wi-Fi and Bluetooth modems.

The model used in our paper is trained on thousands of images stored in the database to improve the accuracy. If a known person is Infront of the door the door will automatically open for the person as soon as the image of the person matches with the image stored in the database.

The model will be trained on different facial expressions and moods of a person so as to improve the accuracy of the system. Here face recognition is done by extracting the important features of the face so as to reduce the time and improve the accuracy of the system.

Here we are creating a security system that provides the complete home security.

Different types of sensors are used to trigger movements control temperature and alert the person if any suspicious activity happens in the home.

IV. IMPLEMENTATION

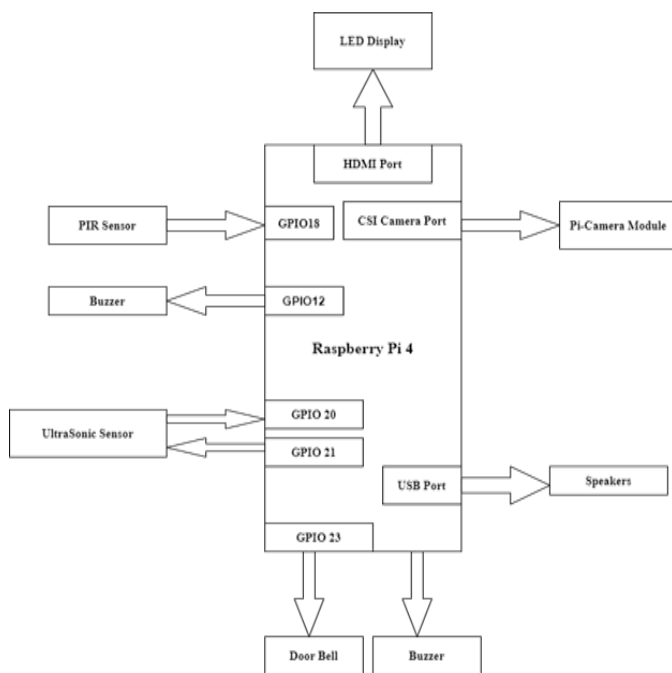


Fig-3: Block Diagram

The sensors are connected to the Raspberry Pi through the general-purpose input output pins as shown in the above figure.

The camera module is connected to the CSI module of the Raspberry Pi. The display is connected to the Raspberry Pi through the HDMI port.

In this paper we are developing a security system that captures the image of a person and process it using the VGG Face algorithm and match it with the required image in the database.

The Camera captures the image of the person Infront of the door and the sends it to the Raspberry Pi which process the image using VGG face algorithm. It first gets the face alignment and then extract the required features and performs the matching with the images in the database if it is matched then the door will be opened for the person and Vice-Versa.

In this paper we not only focus on Image recognition but also other parts of security system such as motion detection and fire detection using PIR sensor, temperature sensor respectively.

The Image recognition algorithm requires a trained model for which we require a large dataset. Here we are using Transfer learning and Finetuning process to train the model. If we train a model using VGG face algorithm it will take a lot of time for training. Transfer learning is a process where the machine learns by it's previous experiences.

Finetuning is a process where the last layer of a network is removed and our network is added based on the problem.

The model is trained on datasets by using the Transfer learning and Finetuning techniques and employed in our system. This model is trained of thousands of expressions of a person so as

to improve the accuracy of the system. The performance of the system will be lightening quick as we are using the latest version of Raspberry Pi.

V. RESULT

The image of the person:




Fig-4:Image of the person captured by camera.

It will process the image and performs the necessary things. As the image is not in the database the user will get the notification through mail and text as shown below.

Alert! Someone is infront of your door

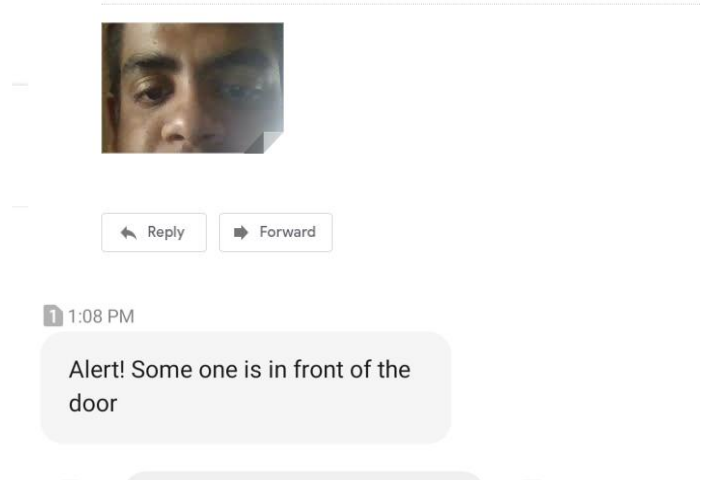


Fig-6: Alert message

VI. CONCLUSION

In this research work we have achieved an utmost accuracy and performance of the system. The main aim of our project is to bring a security system which will be accurate ate making decisions with an affordable price tag. The goal is achieved.

In Future work, as the technology develops there will be more advancement in the security system. The camera capabilities of the system will be developed as AI develops.

VII. ACKNOWLEDGEMENT

I Sincerely thank my professors and my university for providing me the opportunity to embrace and grow myself as an individual.

VIII. REFERENCES

- Indoor Intrusion Detection and Filtering System Using Raspberry Pi by Umi Najiah Ahmad Razimi Faculty of Information Sciences & Engineering Management and Science University Shah Alam, Selangor, Malaysia umi_najiah@msu.edu.my Shamla Devi Segar School of Graduates Studies Management and Science University Shah Alam, Selangor, Malaysia shamla_segar@gmail.com 2020 16th IEEE International Colloquium on Signal Processing & its Applications (CSPA 2020), 28-29 Feb. 2020, Langkawi, Malaysia.
- Security System Using Raspberry Pi Shakthi Murugan.K.H1 , V.Jacinta2 , S.Agnes Shifani3 1,2,3Assistant Professor, Department of Electronics and Communication Engineering, Jeppiaar Maamallan Engineering College, Chennai, India. 2017 Third International Conference on Science Technology Engineering & Management (ICONSTEM).
- Dhvani Shah ,Vinayak haradi,“IoT Based Biometrics Implementation on Raspberry Pi”, Elsevier Procedia Computer Science Volume 79, 2016, Pages 328–336.
- Akash V. Bhatkule, Ulhas B. Shinde, Shrinivas R. Zanwar,” Home Based Security Control System using Raspberry Pi and GSM”,International Journal of Innovative Research in Computer and Communication Engineering (An ISO 3297: 2007 Certified Organization) Vol. 4, Issue 9, September 2016, pp. 16259- 16264.
- Khushbu H Mehta, Niti P Gupta, “Vision Based – Real Time Monitoring Security System for Smart Home” IOSR Journal of Electronics and Communication Engineering, Volume 9, Issue 5, Ver. V (Sep - Oct. 2014), PP 46-53.
- S. Khedkar and G. M. Malwatkar, "Using raspberry Pi and GSM survey on home automation," 2016 International Conference on Electrical, Electronics, and Optimization Techniques (ICEEOT), Chennai, 2016, pp. 758-761.
- Huu-Quoc Nguyen, Ton Thi Kim Loan, Bui Dinh Mao and Eui-Nam Huh, "Low cost real-time system monitoring using Raspberry Pi," 2015 Seventh International Conference on Ubiquitous and Future Networks, Sapporo, 2015, pp. 857-859.
- V. Sandeep, K. L. Gopal, S. Naveen, A. Amudhan and L. S. Kumar, "Globally accessible machine automation using Raspberry pi based on Internet of Things," 2015 International Conference on Advances in Computing, Communications and Informatics (ICACCI), Kochi, 2015, pp. 1144-1147.
- V. Menezes, V. Patchava and M. S. D. Gupta, "Surveillance and monitoring system using Raspberry Pi and SimpleCV," 2015 International Conference on Green Computing and Internet of Things (ICGCIoT), Noida, 2015, pp. 1276-1278.
- W. F. Abaya, J. Basa, M. Sy, A. C. Abad and E. P. Dadios, "Low cost smart security camera with night vision capability using Raspberry Pi and OpenCV," 2014 International Conference on Humanoid, Nanotechnology, Information Technology, Communication and Control, Environment and Management (HNICEM), Palawan, 2014, pp. 1-6.
- M. A. M. Isa, H. Hashim, J. I. A. Manan, S. F. S. Adnan and R. Mahmud, "RF simulator for cryptographic protocol," 2014 IEEE International Conference on Control System, Computing and Engineering (ICCSCE 2014), Batu Ferringhi, 2014, pp. 518-523.
- Razalli, H., Rahmat, R. W. O., Khalid, F., & Sulaiman, P. S. (2017). An Image-Based Children Age Range Verification and Classification Based on Facial Features Angle Distribution and Face Shape Elliptical Ratio. *Advanced Science Letters*, 23(5), 4026-4030.
- Razalli, H., Rahmat, R. W. O., Khalid, F., & Sulaiman, P. S. (2016). Automated Facial Features Points Localization for Age Estimation Based on Ideal Frontal Symmetry and Proportion of the Face. *Journal of Telecommunication, Electronic and Computer Engineering (JTEC)*, 8(10), 67-72.
- Ashwinkumar.U.M and Dr. Anandakumar K.R, "Predicting Early Detection of cardiac and Diabetes symptoms using Data mining techniques", International conference on computer Design and Engineering, vol.49, 2012.
- Hajamydeen, A. I., & Udzir, N. I. (2019). A Detailed Description on Unsupervised Heterogeneous Anomaly Based Intrusion Detection Framework. *Scalable Computing: Practice and Experience*, 20(1), 113-160.
- Hajamydeen, A. I., & Udzir, N. I. (2016). A refined filter for UHAD to improve anomaly detection. *Security and Communication Networks*, 9(14), 2434-2447.